






Incontinence Disposables

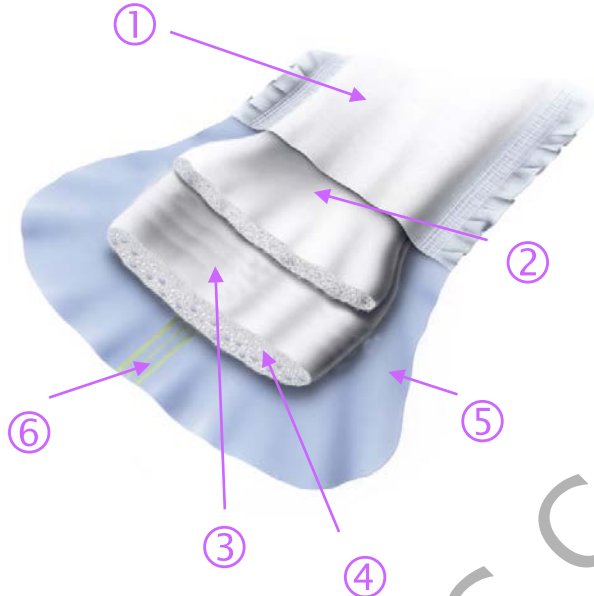
BGS Continenence 2019

# EXAMPLE OF SCOTTISH FORMULARY

CONTINENCE PRODUCT CORE FORMULARY			
Community Adults			
ID Expert Light - Shaped Pad with adhesive strip for mild to moderate urinary incontinence - to be worn with own			
Product Name	Working Absorbency	Product code	Image
Extra	150 - 200mls	5160040280	
Maxi	250 - 350mls	5160050280	
ID Expert Form - Shaped Pad for moderate to severe urinary incontinence to be worn with own close fitting underwear or correct			
Product name	Working Absorbency	Product code	Image
Normal	up to 500mls	5310155280	
Plus	500 - 625mls	5310260420UK	
Extra Plus	700-1000mls	5310270420UK	
ID Expert Comfort Super Fixation Pants			
measure waist to ensure correct size is prescribed. 5 pairs every 6 months. Please see manufacturers guide for fitting and washing			
Product name	Waist size (cm)	Code	Image
Small	40 - 80	5410100050	
Medium	60 - 100	5410200050	
Large	80 - 120	5410300050	
X Large	100 - 160	5410400050	
XX Large	140 - 180	5410500050	
XXX Large	180 - 195	5410600030	



## More than just a product...



1. Top sheet is soft and has a basic function, is in contact with the body and entrance of the fluid
2. Acquisition & Distribution layer prevents wetness of the top sheet and helps disperse liquid
3. Fluff core absorbs liquid quickly
4. Super Absorbent Powder + Odour Dry System then hold the liquid and spread it throughout the pad
5. Backsheet prevents leakage onto the clothes
6. Wetness indicator indicates the saturation level of the product and helps visualise when a product needs to be changed

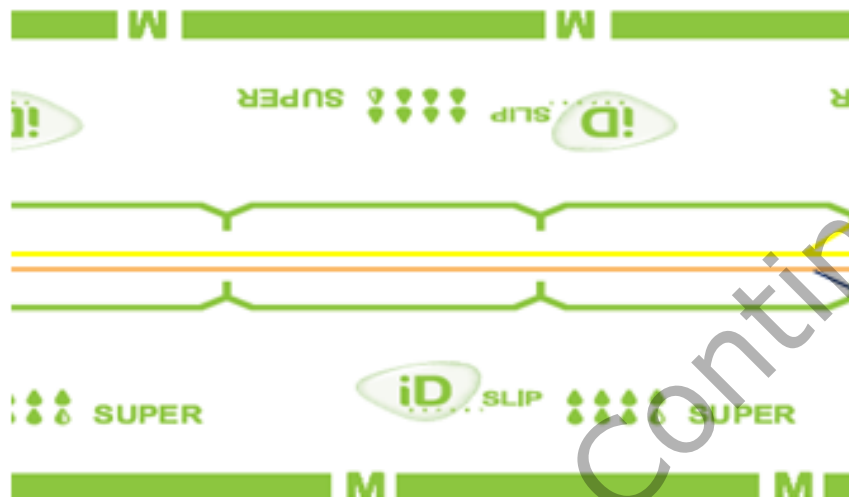
# Light range



- For light leakages drips and dribbles
- Worn with own close fitting underwear
- Some health boards removing these altogether from formularies and patients to buy own



# WETNESS INDICATOR



**Glue / hot melt**  
Changes from yellow to blue/green when wet

Double wetness indicator

**Printed Ink**  
Blue line disappears as the pad becomes saturated

## Form range



- For moderate incontinence
- 6 absorbencies
- Must be worn with close fitting underwear even if immobile
- Correct fitting very important



## Slip range



- For moderate to high output
- Correct size must be chosen then absorbency
- Correct fitting
- Usually 2 people to fit
- Patient cannot toilet independently if wearing this style





## PROBLEM SOLVING

CHECK  
PRESCRIPTION &  
ASSESSMENT

CHECK TOPICAL SKIN  
CREAMS

CHECK PERSON

CHECK FITTING

CHECK ABSORBENCY

CHECK PAD SIZE

This type of containment should only be considered once intractable incontinence has been diagnosed and social containment is the only option



### CHECK PRESCRIPTION & ASSESSMENT

- When was their last assessment?
- Identify specific type of bladder dysfunction
- Person-centred interventions
- Are they wearing the correct prescribed pad?

### CHECK PERSON

- Are they able to use the toilet?
- Do they require assistance?
- Are they on a toileting programme?
- Is faecal incontinence an issue?
- When are the leakages happening?

### CHECK ABSORBENCY

- What absorbency are they using?
- Do they use same day and night?
- Are the wetness indicators on the pad fully or partially changed?

### CHECK TOPICAL SKIN CREAMS

- If a barrier cream has been used has it has been applied sparingly? The over use of oil based creams and the use of talcum powder can inhibit the pad performance. Should creams be required they should be used sparingly and only on the affected area

### CHECK FITTING

- Most people do not fit correctly.
- Shaped pads are 2 piece system and must be worn with close fitting underwear at all times
- Taped pads need to have a seal around leg tops

### CHECK SIZE OF PAD

- Usually carers think bigger is better but if an all-in one too big it will usually not work and leak

## Alternatives to pads



### WASHING GUIDE FOR P&S HEALTHCARE INCONTINENCE RANGE



- WASH ALL PRODUCTS BEFORE USE
  1. UNDERWEAR/BEDDING PROTECTION WASHED AT **40 DEGREES**
  2. BED PADS WASHED AT **76 DEGREES**
- USE MILD DETERGENT WITHOUT BUILT-IN FABRIC SOFTENERS (WHICH CONTAIN **CATIONIC SURFACTANTS**)
- DO NOT USE **FABRIC SOFTERS** OR **BLEACH**
- AIR DRY UNDERWEAR/ BEDDING PROTECTION (TURN PANTS INSIDE OUT TO EXPOSE PAD)  
**DO NOT TUMBLE DRY**
- DO NOT **IRON**
- BED PADS CAN BE TUMBLE DRIED



Voiding Programme	Procedure	Target Group
Bladder training	Training to increase between-void intervals and bladder capacity using urge suppression, distraction and pre-set, increasing-interval voiding times.	Cognitively intact, physically able
Prompted voiding	Active intervention with 3 stages: at fixed time points <ul style="list-style-type: none"> <li>- Older person is asked if they wish to use toilet</li> <li>- Assistance to use toilet provided</li> <li>- Positive reinforcement /social approval for appropriate use of toilet given</li> </ul>	Cognitively impaired, physically impaired
Habit training/ retraining	Individualised toileting schedule developed from residents natural voiding pattern to pre-empt incontinence episodes.	Cognitively impaired
Timed voiding	Regular fixed-interval toilet use e.g. 3 hourly	Cognitively impaired

BGS Continnence 2019

Thank you



[www.ontexglobal.com](http://www.ontexglobal.com)

