

# Remote working in GSTT stroke: Changes to our pathways

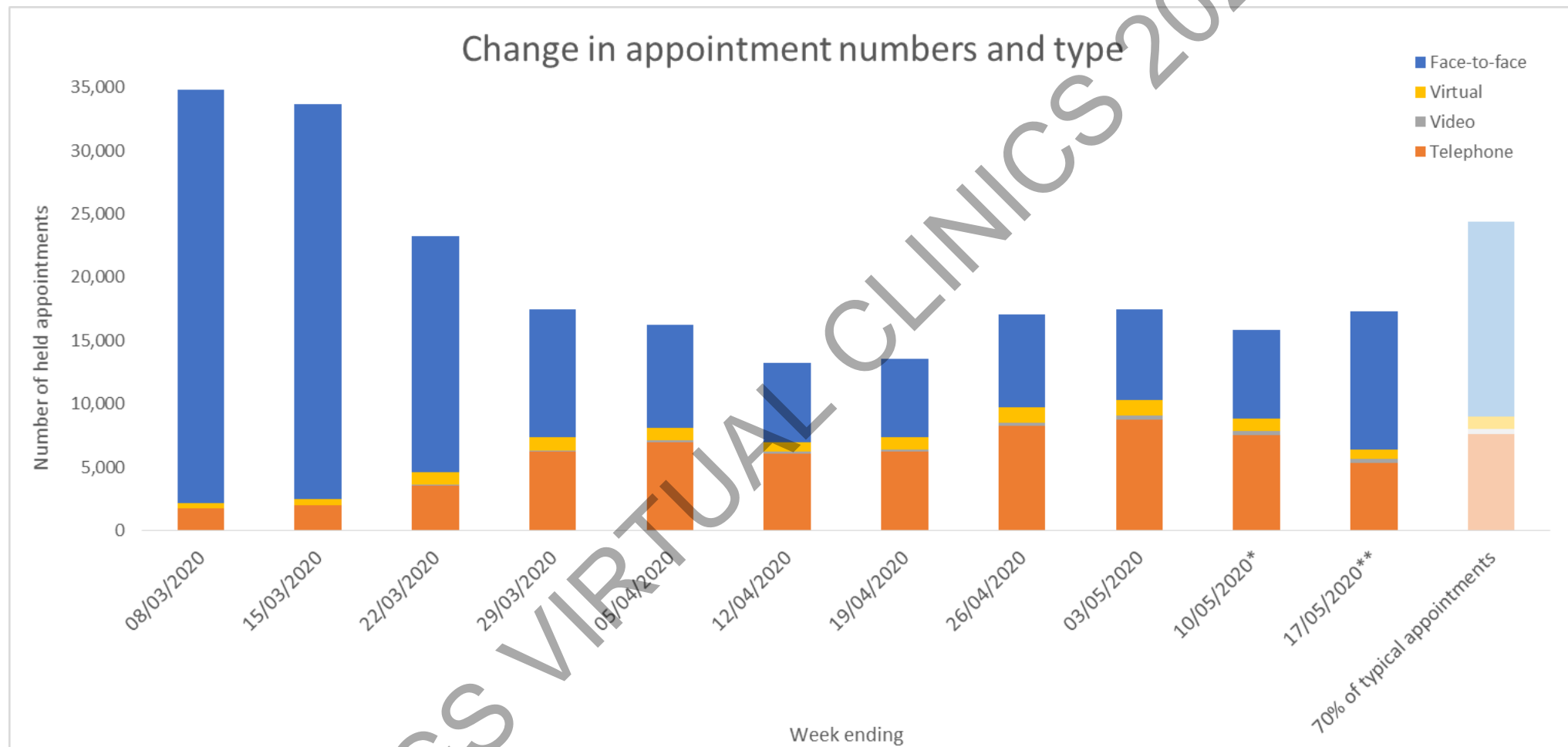
BGS VIRTUAL CLINICS 2020

# The ask from GSTT in March...

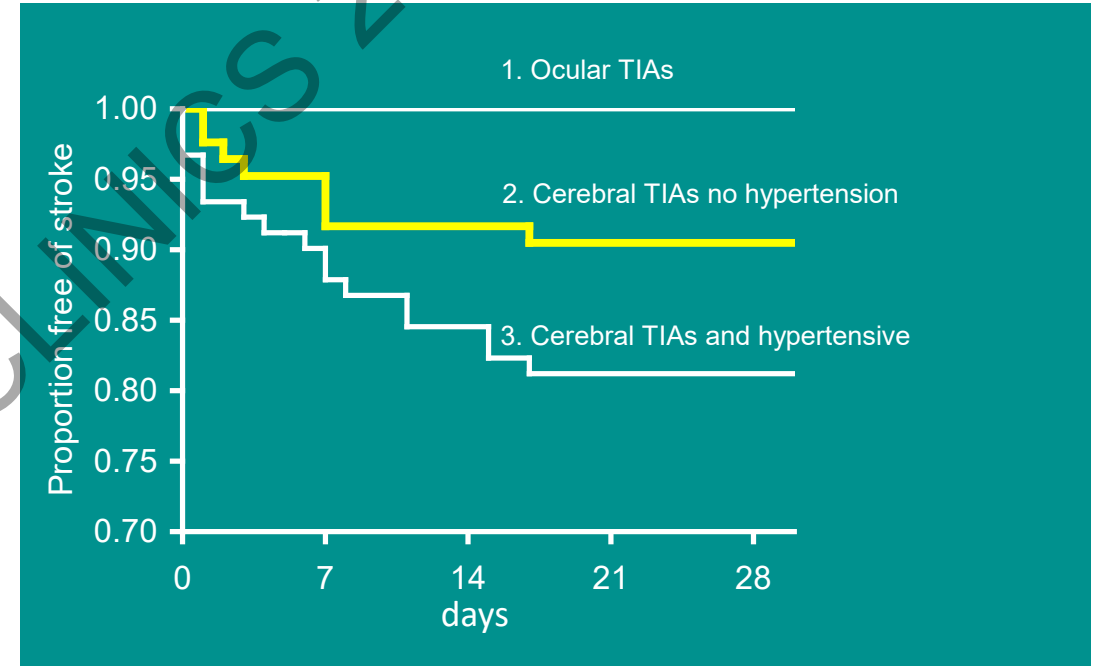
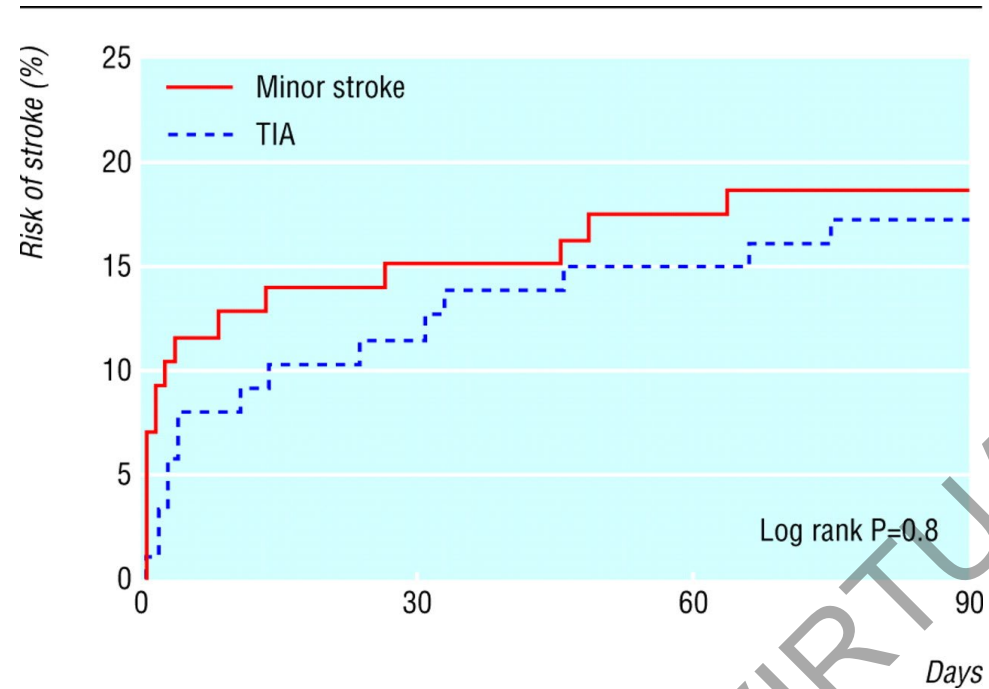
- Reduce outpatient activity by 75%
- Convert to telephone / digital where possible

## Reasons:

- Social distancing, shielding and infection control
- Freeing up capacity for COVID inpatient care



# Meanwhile we know...




# Our aim

- To continue to assess new patients with suspected TIA 5 days/ week
- To continue to offer 24/7 emergency stroke care across KCH / GSTT

*And*

- Allow people to stay home by doing as many virtual assessments as possible



hospital

community

GP

Stroke  
secretary

Stroke  
CNS

Stroke  
Clinic

Phone  
consult

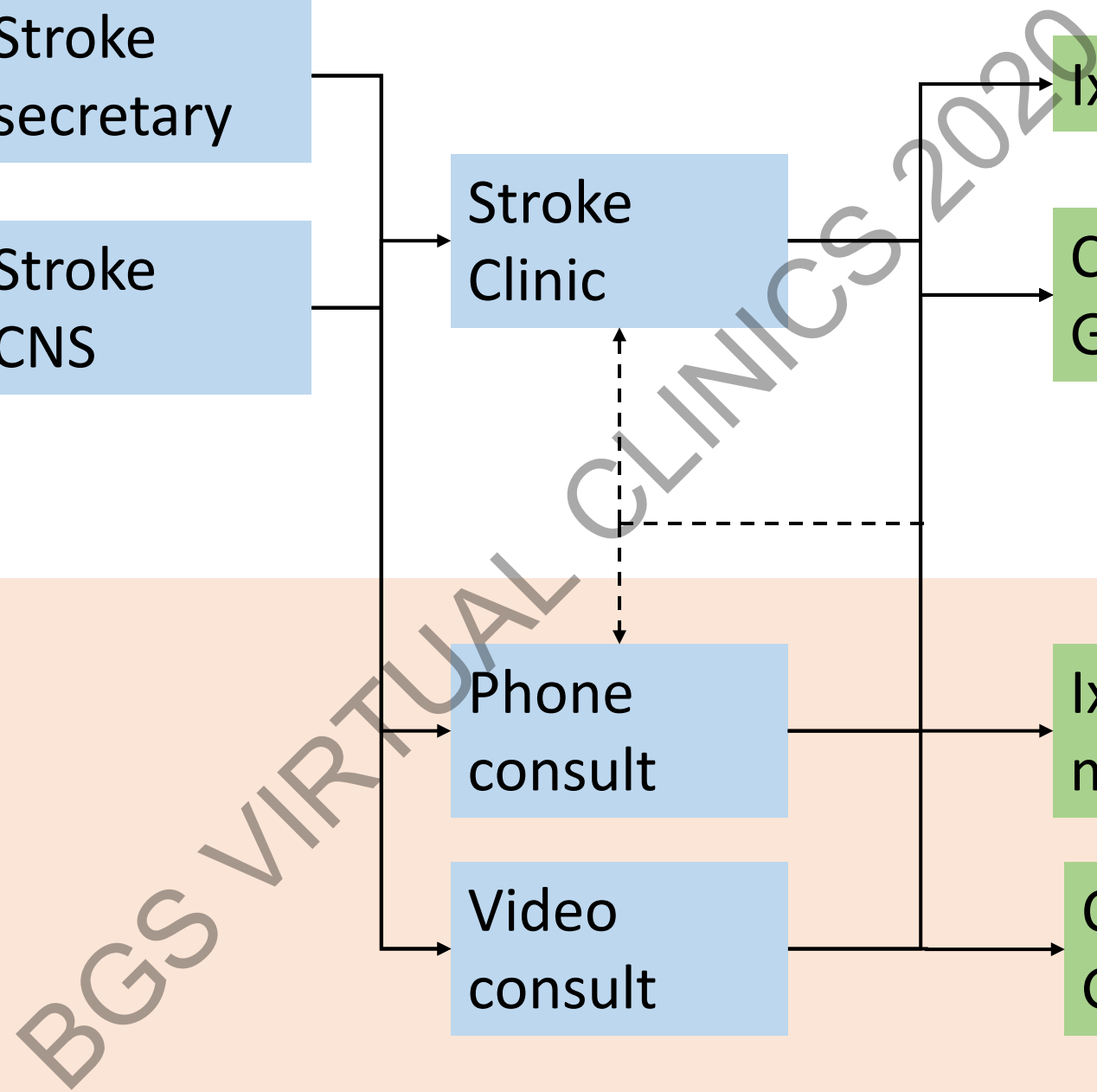
Video  
consult

Ix

Collect Rx from  
GSTT pharmacy

Ix: ziopatch / BP  
monitor

Couriered Rx from  
GSTT pharmacy



Search

British Geriatrics Society

Technical Connection Hold

Geraint Collingridge

PRE-LIVE 03:48

Video, Microphone, Screen, More, Chat, People, Remote, End

Windows Taskbar

System Tray: 15:13 27/07/2020



Activity

Chat


Teams

Files

Help

Search

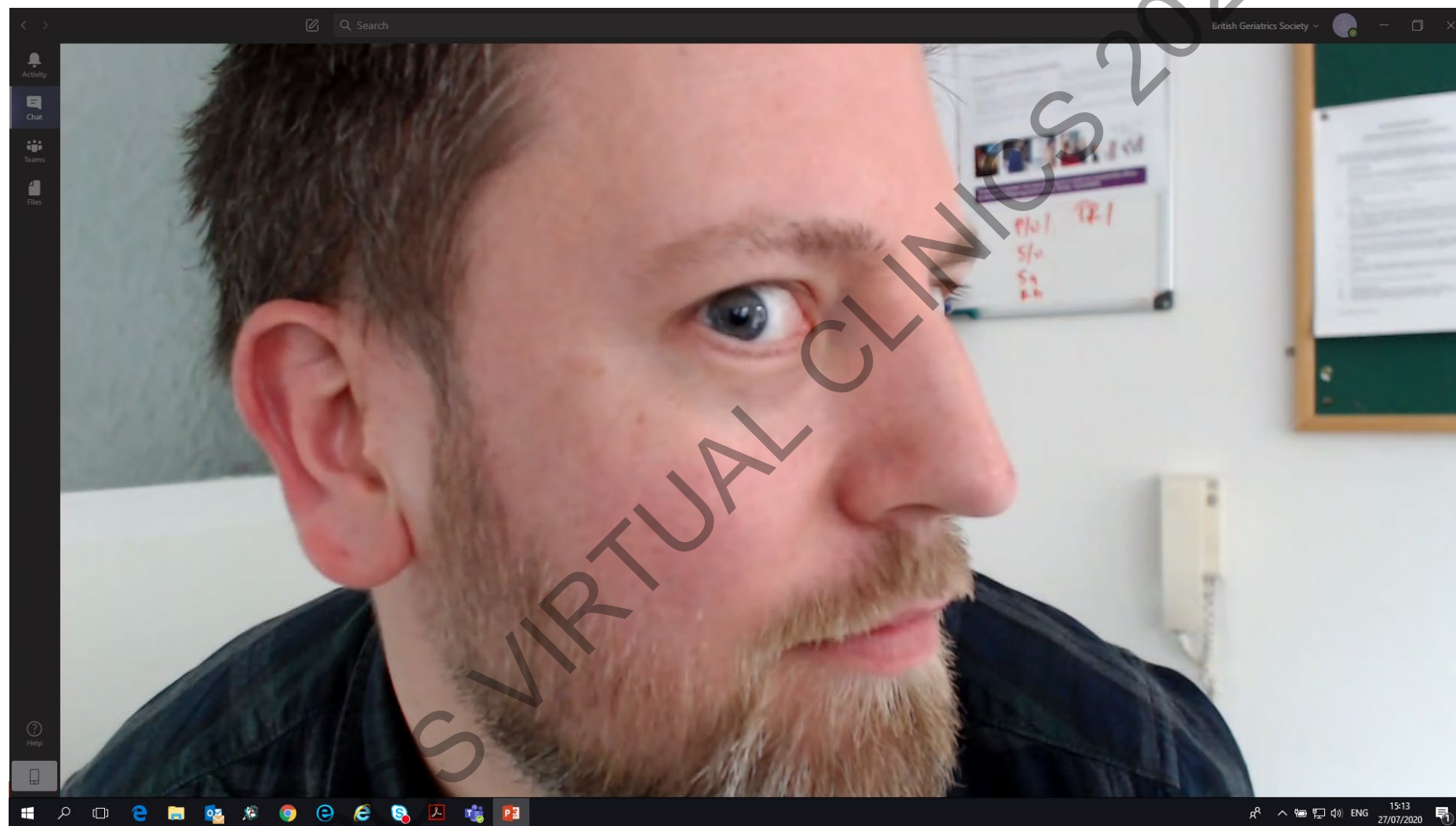
British Geriatrics Society



Windows taskbar with icons for Edge, File Explorer, Teams, Chrome, and others.

System tray showing 15:13, 27/07/2020, and ENG.

BOSS JOURNAL CLINICS 2020



# A gross virtual neuro exam

- Cranial nerves
  - Gross visual acuity and field of left and right eyes
  - Facial asymmetry, function of oculomotor, glossopharyngeal nerves
- Pronator drift
- Fine proprioception
- Gait analysis

FILE		HOME	INSERT	PAGE LAYOUT	FORMULAS	DATA	REVIEW	VIEW	DEVELOPER
1119									
	A	B	C	D	E	F	G	H	I
43				03/04/2020	Thu	AB	stroke	ZIC patch placement	4
44				14/04/2020	Tue	AB	Right retinal branch TIA	Awaiting 24 hour tape	12
45				14/04/2020	Tue	AN	Left MCA stroke	For Zio patch to be fitted post pandemic	4
46				14/04/2020	Tue	JH	Bilateral segmental Infarct	Awaiting ECHO, APPT 17/11/2020	15
47				16/04/2020	Thu	PS	Stroke secondary to traumatic V dissection	CTA aug 2020 to check resolution - stop clopi?	17
48				16/04/2020	Thu	AB	? Migraine		12
49				16/04/2020	Thu	PS	ICH secondary to DOAC + HTN. Chads2 = 1	Is there RCT data to support anticoagulation?	20
50				20/04/2020	Mon	PS	2/7 left sided numbness	When brain MRA is done, refer back to KCH neurovascular and then tell patient the eventual outcome	25
51				21/04/2020	Tue	JH	Posterior circulation infarct	7 day holter pending? AF (booked but outstanding as of 16/7). Commenced on warfarin by Evan Jones team due to subclavian thrombus. Compliant with Statin etc	15
52				21/04/2020	Tue	AN	RMCA infarct	DP bubble echo	15
53				21/04/2020	Tue	AN	Left lentiform nucleus stroke	DP 24 hour tape and echo - still on waiting list 25/6	15
54				28/04/2020	Tue	JH	Multi-territory infarcts	rebooked bubble echo	16
55				30/04/2020	Thu	AB	BELLS	MRI	7
56				04/05/2020	Mon	PS	Right hemispheric TIA	24 hour tape - normal - can discharge, tried to call on 13/7/20	10
57				11/05/2020	Mon	AN	Stroke + IDA	Call her re CT cap to decide FUP	6
58				12/05/2020	Tue	AN	Thalamic stroke	24 hour tape, bubble echo - still on waiting list 3/7	12
59				12/05/2020	Tue	PS	C-spine radiculopathy	chase MRI spine and refer for intervention as appropriate	8
60				13/05/2020	Wed	JH	TIA	Awaiting 24 hour tape results. Procedure booked 3/8/20	12
61				13/05/2020	Wed	PS	R hemispheric TIA. ?myaesthesia	Echo to chase	10
62				14/05/2020	Thu	JH	Old posterior circulatory infarcts	ECHO. Awaiting appt	24
63				19/05/2020	Tue	PS	Retinal vasospasm, two recent posterior TIAs	book UA vertebrals and MRI head for same day as cardiac follow up	10
64				19/05/2020	Tue	PS	SVD++ TIA	24 hour tape	12
65				19/05/2020	Tue	AB	Right retinal occlusion	Awaiting bubble ECHO	12
66				20/05/2020	Wed	AN	Clinical diagnosis lacunar stroke	DP 24 HOUR TAPE - on waiting list 25/6	10
67				20/05/2020	Wed	AN	Venous sinus thrombosis	LFTs on fri - DNA - call obs med - have emailed obstetric medicine to chase this	5
68				21/05/2020	Thu	JB	? TIA	MRI imaging	14
69				21/05/2020	Thu	JH	? Myasthenia	Chase EMG results - appt in July 2020 at the earliest	10
70				22/05/2020	Fri	PS	Stroke, low mood, spasticity	Follow up for these problems	6
71				28/05/2020	Thu	AN	ICH	DP MRI 6 weeks and secondary HTN FUP	8
72				28/05/2020	Thu	AN	Stroke	DP CT chest 3 months to FUP lung nodules	12
73				29/05/2020	Fri	PS	Stroke	24 hour tape - rebook after COVID	8
74				29/05/2020	Fri	AN	Vertebral dissection	CT FUP 6 months	24
75				29/05/2020	Fri	PS	Stroke	24 hour tape	8
76				01/06/2020	Mon	PS	Palpitations	Follow up 24 hour tape for palpitations	12
77				01/06/2020	Mon	PS	L corona radata infarct with funny L sided facial symptoms. SVTs	chase echo (childhood murmur)	9
78				04/06/2020	Thu	JH	? seizures / SVD secondary to ETOH?	Small left frontal infarct. Dopplers left ICA stenosis (73%). For CEA work up and procedure. DP/HU with EEG results 30/07/2020	6
79				04/06/2020	Thu	JH	L frontoparietal infarct	MRI with aneurysm blood tests (normal) and endoscopy results (chase)	7
80				05/06/2020	Fri	AN	LICH	MRI brain 5 weeks post d/c and then decision re anticoag	8
81				08/06/2020	PS	Bilateral stroke	zapatista art. about BP	4	
82				09/06/2020	Tue	JH	? Right hemispheric ischaemia	One year HU with Neuro-onc with new MRI imaging	3
83				11/06/2020	Thu	PS			

# Keeping track of follow ups: what worked for us

- File in a secure, shared location
- Automatic back up
- Set so that multiple users can simultaneously edit
- Conditional formatting for colour coding
- Use data validation to ensure data is consistent, analysable and searchable
- Use filters to sort by clinician, or put entries in order
- Allow clinical managerial access in order to get paid